



CASE STUDY: **Plunketts Veterinary Surgery, Ramsgate**

A STEEL RAMP SUITABLE FOR DOGS AND ALL

BACKGROUND: An industrial building was being refurbished and turned into a veterinarian surgery.

REQUIREMENT: A steel ramp & two step units to complement the industrial appearance of the building.

Also, given that half of the clientele comprises of dogs, we recommend our Safetread Rubber Crumb Surface. This product offered a slip-resistant, soft padded surface, perfectly suited for the comfort and safety of their canine patients.



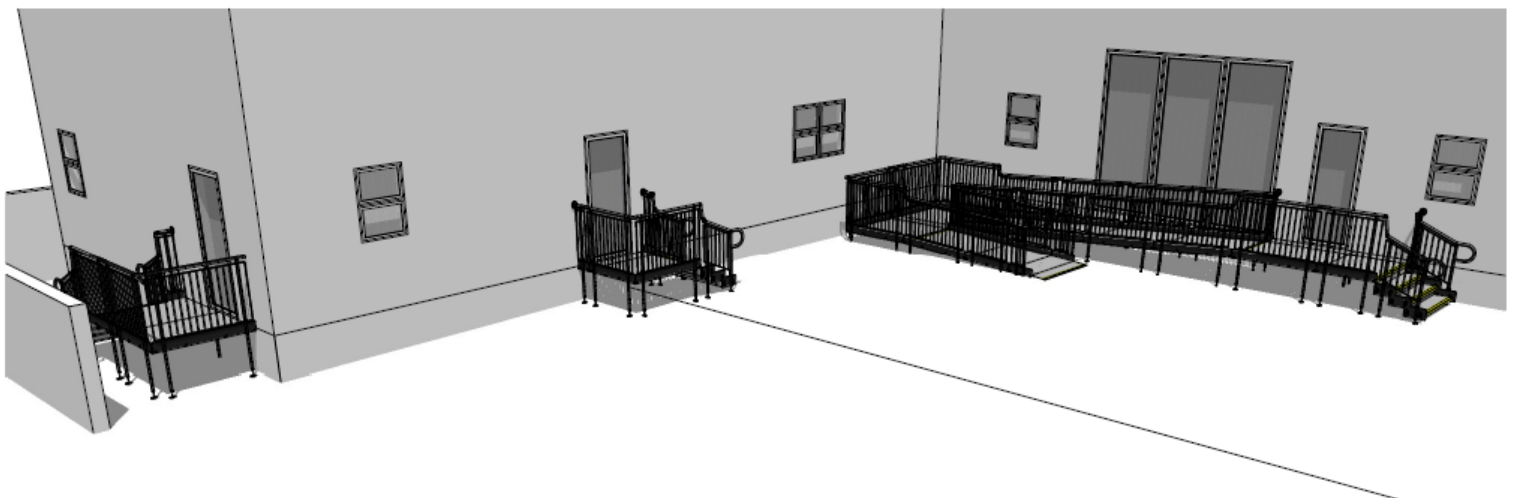
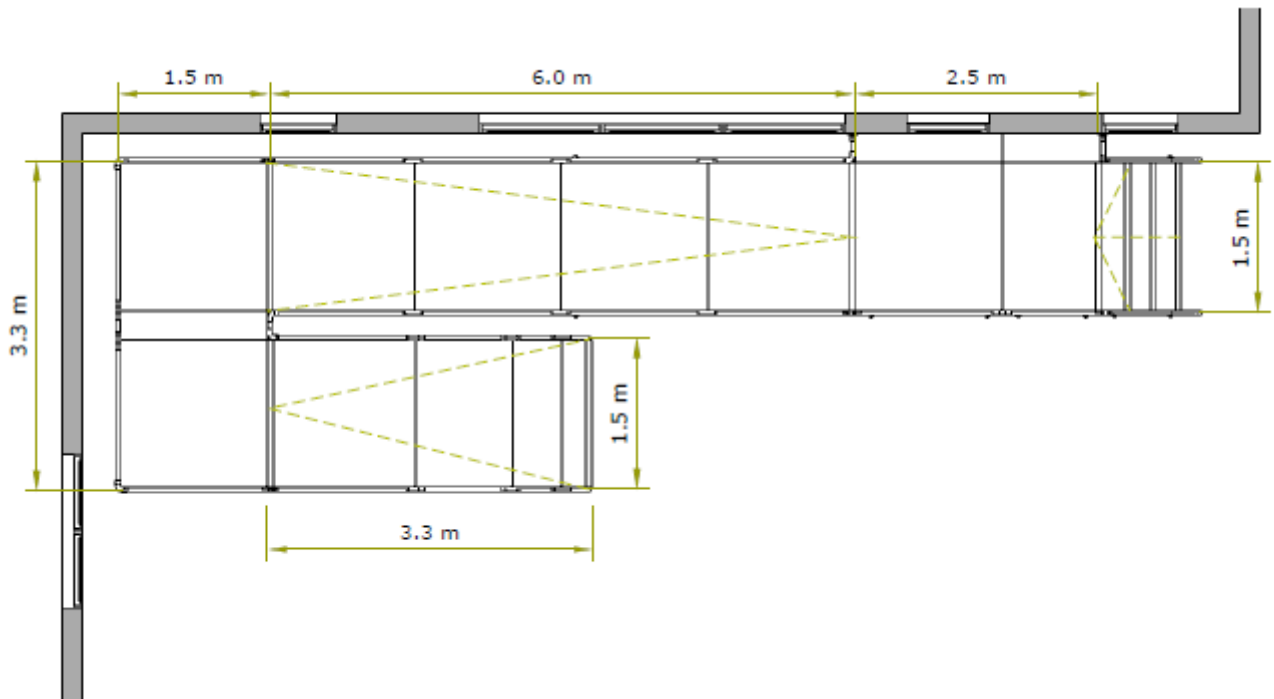
Application: Public Building

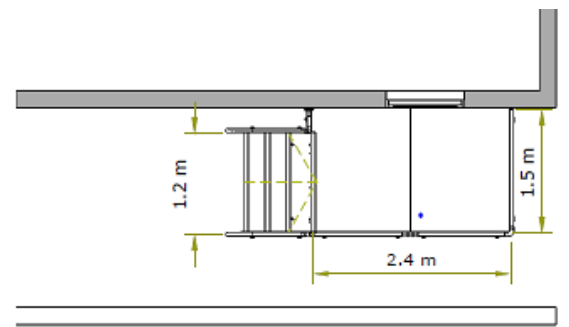
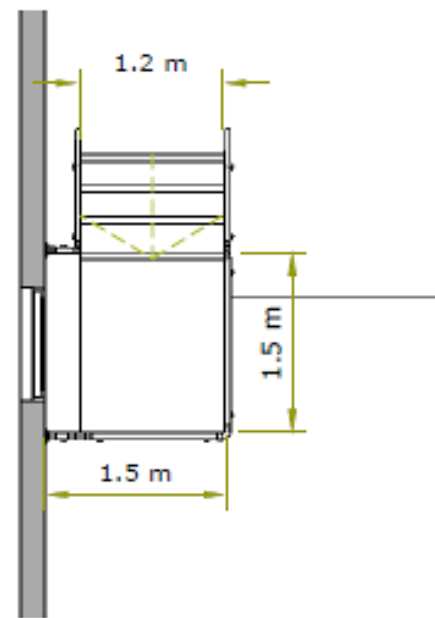
Location: Ramsgate, Kent

System: Fully Compliant Ramp & Steps

Service Package: Supply & Install

ADDITIONAL INFORMATION: CAD drawings were produced in-house by our design team.





END RESULT: A fully compliant ramp was installed from the main entrance, along with step units from the other two doors.

All three systems were fitted with a rubber crumb walkway surface and our latest product, Solid Underside Hoarding.

The entire installation was efficiently completed within three days, ensuring the area was immediately ready for use.


FEATURES INCLUDED:

- Infill Handrail - Designed to prevent users from climbing or falling through gaps.
- Yellow Tread - A safety feature aiding individuals with impaired vision in identifying the ramp's edge and any level changes.
- Trombone Ends - Added to the ramp's ends to prevent clothes from catching.
- Mesh Platform – The self-draining mesh design allows water to pass through, preventing surface water accumulation.
- 1100mm High Rail – Handrails attached to all level sections, ensuring safety for users.
- Continuous Handrail - This handrail system ensures users always have support to hold onto.



EXTRA FEATURE INCLUDED:

- Solid Underside Hoarding – This enhancement provides a solid barrier beneath the platform, effectively reducing vermin access and preventing the accumulation of litter.
- Safetread Rubber Surface - Featuring a soft, slip-resistant texture, this surface minimises the impact of falls. The product is constructed from materials commonly used in soft play areas, this product is particularly suitable for nurseries, schools, and public facilities. Available in various colours, it ensures consistent performance across all weather conditions.





MODULAR WHEELCHAIR RAMPS FOR DOGS:

Designing a modular ramp suitable for dogs is entirely possible. It involves overlaying a rubber crumb surface onto the walkway and adding infill handrails to prevent any potential falls through gaps.

It's important to note that our ramps are specifically designed to provide access into buildings and external spaces, and they are not suitable for access to vehicles or swimming pools.



TEL: **01424 714646**
EMAIL: **SALES@RAPIDRAMP.CO.UK**

Hours:
Open 8am - 5pm, Monday to Friday

Address:
10 Menzies Road, Ponswood Industrial Estate, St Leonards on Sea, East Sussex TN38 9BB

**Do you require wheelchair
ramps and steps?**

Contact our sales team